

XEROX 605 PROFESSIONAL COMPUTER SYSTEM

Linked Index of Offering

1. XEROX 6085 Hardware: 6085, 8000 Server, 4045 Laser Printer & Cables
2. XEROX 6085 Software: 6085 & 8000 Server
3. XEROX 6085 Documentation #1 System Administration Library
4. XEROX 6085 Documentation #2 User Reference
5. XEROX 6085 Documentation #3 Training & Other Manuals

XEROX 6085 PROFESSIONAL COMPUTER SYSTEM: HARDWARE



LEFT TO RIGHT

1. XEROX 4045 Laser Printer
Serial # X909-025857

Up

2. XEROX 8000 Server Display
Serial # 702154

Below

3. XEROX 8000 Server
G55B-042588; T22F-113991
(missing hard drive)

Up

4. XEROX 6085 Display
19" Xerox P/N: 123k00731 Serial
#05200355 (not working)

Below

5. XEROX 6085 + 5 1/4" Floppy drive
Serial # 53D-013306

XEROX 6085 + 5 1/4" Floppy drive
Serial # 53D-013306 (operational when stored)





XEROX 6085 Display

19" Xerox P/N: 123k00731 Serial #05200355 (not working)

15" Xerox P/N: 123k00270 Serial #5510133 (not working)



Xerox 19" Display Box



XEROX 8000 Server

G55B-042588

T22F-113991

Missing Hard Drive



XEROX 8000 Server Display

Serial # 702154 (operational when stored)



XEROX 4045 Laser Printer

Serial # X909-025857 (operational when stored)



XEROX 6085 Ethernet Cable, Transducers & Stoppers



XEROX 6085, 8000 & Printer Cables



XEROX 6085 Keyboards and Optical Mice

P/N: 110k00080 Serial #01735 with mouse

P/N: 110k00080 Serial #00134 with mouse

P/N: 110k00080 Serial #G09822

P/N: 110k002020 Serial #G70086 (missing 3 key caps)



Xerox 6085 Keyboard Box



XEROX 860 Keyboard and CAT

Serial #998-026612

**XEROX 6085 PROFESSIONAL COMPUTER SYSTEM:
SOFTWARE
5 1/4" Floppies**



6085 Xerox Viewpoint 2.0: Basic Installation Set (1 of 3 boxes)

[Duplicates (x) stored separately]

Installer #1 (1)
Installer #2 (1)
Basic Workstation #1 (2)
Basic Workstation #2 (2)
Basic Workstation #3 (2)
Basic Workstation #4 (2)
Basic Workstation #5 (2)
Basic Workstation #6 (2)
Basic Workstation #7 (2)
Basic Workstation #8 (2)

(2 of 3 boxes)

[Duplicates (x) stored separately]

Common Software #1 (2)
Common Software #2 (2)
Common Software #3 (2)
Common Software #4 (2)
Essential Applications (1)
Netcom 2.0 Common Software (1)
RemoteCom Common Software #1 (2)
RemoteCom Common Software #2 (2)
Standalone Common Software (1)

(3 of 3 boxes)

[Duplicates (x) stored separately]

Document Editor #1 (2)
Document Editor #2 (2)
Document Editor #3 (2)
Document Editor #4 (2)
File Check #1 (2)
File Check #2 (2)
Help Documents #1
Help Documents #2
Help Documents #3

Diagnostics (1box)

[Duplicates (x) stored separately]

Offline Diagnostics 2.0 System Boot File
 Primary (1)
 Secondary (1)
Offline Diagnostics Boot Diagnostics
 Primary (1)
Offline Diagnostics 2.0.1 System Boot File
 Primary
 Secondary

6085 Xerox Viewpoint 2.0: Tools & Utilities (1box)

Document Downgrader Tools
VP Training Exercises
Tools
Remote System Administration Async Terminal Basic Software
Local RS232C Communication Access
Netcom Network Installation Scripts
IBM 3270 File Transfer
Local Character Printing
Local Draft Printer
Data Driven Graphics
List Manager
Data Capture
Equations

VP Series

Other Applications #1 (1box)
 Free-Hand Drawing
 Spreadsheet
 Long Document Options
 Spell Checker (1)
 English Hyphenation
 Helvetica 300 Fonts

- CUSP Buttons
- Integrated Financial Management #1
- Integrated Financial Management #2
- NetCom Dual Mode Installation Script
- Modern Fonts #1
- Modern Fonts #2
- Classic Fonts #1
- Classic Fonts #2

File Conversion Applications (1box)

- 860 Documents
- 860 Record Files
- ASCII Documents
- Document Interchange Format
- IBM DCA Documents
- Lotus 1, 2, 3
- VisiCalc Spreadsheets
- Wordstar Documents
- Wang Documents
- Conversion Software

Printers, Office Accessories and Emulation Applications

- Office Accessories #1 (1)
- Office Accessories #2
- Office Accessories #3 (1)
- Terminal Emulation DEC VT100
- Terminal Emulation IBM 3270
- Terminal Emulation Tektronic 4014
- Terminal Emulation TTY
- 6 Miscellaneous Disks

PC Emulation

[Duplicates stored together]

- Emulation Fonts (1)
- Emulation
- Xerox GW Basic (1)
- Xerox PC Emulation Utilities
- Xerox MS DOS 3.10
- DOS Specials
 - GRATES (annual average rate of change program) (1)

Standard and Licensed Screen Fonts (1 of 2 boxes)

- Optima 300 Fonts Width
- Optima 300 Fonts #1
- Optima 300 Fonts #2
- Optima 300 Fonts #3
- Times 300 Fonts Width

Univers 300 Fonts Width
Xerox Quartz Fonts Width
Xerox Quartz Fonts #1
Xerox Quartz Fonts #2
Xerox Quartz Fonts #3

Standard and Licensed Screen Fonts (2 of 2 boxes)

[Duplicates stored together]

Xerox Classic Fonts #1 (1)
Xerox Classic Fonts #2 (1)
Xerox Modern Fonts #1 (2)
Xerox Modern Fonts #2 (2)
Pinwheel Fonts #1 (2)
Pinwheel Fonts #2 (2)
Terminal Fonts (2)
Flemish & Old English

Computer disk drive cleaner (1box)

Viewpoint 1.0, 1.02, 1.1

(1 box)

[Duplicates stored together]

Viewpoint 1.0

File Check #1
File Check #2
File Check #3


Viewpoint 1.0.2

Installer #1
Basic Workstation #1
Basic Workstation #2
Basic Workstation #3
Basic Workstation #4
Basic Workstation #5
Basic Workstation #6
Common Software #1
Common Software #2
Common Software #3
Common Software #4
Document Editor #2 (1)
Document Editor #3 (1)
Xerox Classic Fonts #2 (1)

Viewpoint 1.0.1

Basic Workstation #1 (1)
Basic Workstation #2
Basic Workstation #3
Basic Workstation #4
Basic Workstation #5

Basic Workstation #6
Common Software #1
Essential Applications (1)
Help Documents #1
Help Documents #2 (1)



8000 Server 8" Floppies

[Duplicates stored together]

Fixed Disk Services (1 box)
8000 Series Rigid Disk Diagnostics 7.1
8000 Series Rigid Disk Diagnostics 8.0 (1)
Service System Software #1 (1)
Service System Software #2 (1)
Service System Software #3 (1)
Clearinghouse, External Communication and Server Monitor Services (1)

File Service
Mail Service
Print Service
Boot Disk

Mixed Services (1 box)

Print Service
Boot Disk
Ethernet Master (1)
Ethernet Upgrade
System Disks #1 & #2
860 Self-Training Disk
Flemish Script
Old English Script
Disk Cleaner

Math Classic Fonts (1 box)

Math Classic Fonts #1
Math Classic Fonts #2
Modern Fonts #1
Modern Fonts #2
Modern Fonts #3
Modern Fonts #4
Required Fonts
Helvetica Fonts #1
Helvetica Fonts #2
Printwheel #2
Modern
Basic Classic
PC Emulation Fonts (1)

[Duplicates stored together]

**XEROX 6085 PROFESSIONAL COMPUTER SYSTEM:
DOCUMENTATION #1
SYSTEM ADMINISTRATION LIBRARY**



3 Ring Binders 11" x 8 1/2" (not original bindings; original tabs except when noted)

VOLUME 1

Introduction to Network Administration

1. Introduction
2. About your network (Tab 1)
3. Network basic services
4. Network shared services

Glossary

Index

Guide to System Administration Activities

Version 5/88

1. Introduction
 2. Network overview
 3. Service System Software
- Index

VOLUME 2

Services Installation and Setup Guide

Version 5/88

1. Introduction
 2. Server software installation
- Index

Services Maintenance Guide

Version 5/88

1. Introduction

- 2. Service System Software (Tab 2)
- A – Hardware maintenance
- Index

Backup and Restore Guide

- 1. Introduction
- 2. Overview
- 3. Service System Software (Tab 3)
- Index

VOLUME 3

File Service

- 1. Introduction
- 2. Commands
- 3. Setting up your File Service
- 4. Maintaining your File Service
- 5. Messages
- Glossary
- Appendixes
- Index

Installation, Setup and Maintenance (Tab 4)

- Service Description
- System Administrator duties
- Planning for Installation
- Planning for Setup
- Planning for Maintenance

Set Up after Software Installation (Tab 5)

- Prerequisites
- Commands
- Procedures

Backup and Restore Guide

- Overview
- Planning for setup
- Planning for backup
- Planning for maintenance
- Planning for restore
- Commands
- Setting up backup procedures
- Full backup procedures
- Selective backup: copying a container
- Full restore procedures
- Selective restore procedures
- Maintenance procedures

6. File Service

- Prerequisites
- Commands
- Procedures

VOLUME 4

Mail Service

1. Introduction (Tab 6)
2. Commands (Tab 7)
3. Setting up your Mail Service
4. Maintaining your Mail Service
5. Messages (Tab 8)
 - Glossary (Tab 9)
 - Appendix
 - Index (Tab 10)
 - List of Figures

Network Basic Services

Mail Service (Rev. 5/88; preparation)

- Service description
- System Administrator duties
- Planning for installation (Tab 11)
- Planning for setup
- Planning for maintenance

Network Basic Services

Mail Service (Rev. 5/88; set up on 8000 or an 8090 server) (Tab 12)

- Prerequisites
- Commands
- Procedures

Mail Service (Rev. 5/88; maintenance) (Tab 13)

- Prerequisites
- Commands
- Procedures

Mail Service (Rev. 5/88; backup)

- Overview
- Planning for backup
- Commands
- Procedures

VOLUME 5

Print Service (8000 Series printer)

1. Introduction (Tab 14)
2. Commands (Tab 15)
3. Setting up your Print Service
4. Maintaining your Print Service
5. Messages (Tab 16)
 - Glossary (Tab 17)
 - Index (Tab 18)

Network Basic Services

Print Service Installation, Setup and Maintenance

- Service description
- System Administrator duties
- Planning for installation
- Planning for setup
- Planning for maintenance

Print Service Setting Up Print Service

- Prerequisites
- Commands (Tab 19)
- Procedures
- Telecopier 495-1 Printer Procedures
- Print Service Maintenance (Tab 20)
 - Prerequisites
 - Commands (Tab 19)
 - Procedures
 - Common Print Service Procedures
 - 8040 Series Electronic Printer procedures
 - Laser CP Electronic Printer procedures
 - Telecopier 495-1 Printer Procedures
 - Formatting Print Service procedures
 - Recovery procedures

VOLUME 6

- Clearinghouse Service Installation, Setup and Maintenance (Rev. 5/88; preparation)
 - Service description
 - System Administrator duties
 - Planning for installation
 - Planning for setup
 - Planning for maintenance
- Clearinghouse Services Installation and Setup Guide (Rev. 5/88; set up on 8000 or an 8090 server)
 - Prerequisites
 - Commands
 - Procedures
- Clearinghouse Service Maintenance Guide (Rev. 5/88; maintenance on 8000 or an 8090 server)
 - Prerequisites
 - Commands
 - Procedures
- Clearinghouse Service Backup and Restore Guide (Rev. 5/88; backup on 8000 or an 8090 server)
 - Overview (Tab 21)
 - Planning for backup
 - Commands (Tab 22)
 - Procedures (Tab 23)
- Clearinghouse Service Setup and Maintenance (Tab 24)
 - 1. Introduction (Tab 25)
 - 2. Commands (Tab 26)
 - 3. Setting up your Clearinghouse Service (Tab 27)
 - 4. Maintaining your Clearinghouse Service (Tab 28)
 - 5. Renaming or merging domains (Tab 29)
 - 6. Messages (Tab 30)
 - Glossary (Tab 31)
 - Appendixes (Tab 32)
 - Index (Tab 33)

VOLUME 7

Service Monitor Services Installation and Setup Guide

Network Basic Services

- Service description
- System Administrator duties
- Planning for installation
- Planning for setup
- Planning for maintenance

Server Monitor Service Booklet

1. Introduction
2. Commands
3. Setting up your Service Monitor Service (Tab 34)
4. Maintaining your Service Monitor Service (Tab 35)
5. Messages
 - Glossary
 - Index

Service Monitor Service (Rev. 5/88; set up 8000 or an 8090 server)

- Prerequisites
- Commands
- Procedures

Service Monitor Service (Rev. 5/88; maintenance 8000 or an 8090 server) (Tab 36)

- Prerequisites
- Commands
- Procedures

Service Monitor Service (Rev. 5/88; backup 8000 or an 8090 server)

- Overview
- Planning for backup
- Commands
- Procedures

Server Operation and Maintenance

1. Introduction (Tab 37)
2. Services Executive (Tab 38)
3. Server commands (Tab 39)
4. General operating techniques (Tab 40)
5. Maintenance tasks using server commands (Tab 41)
6. Messages (Tab 42)
7. Glossary (Tab 43)
 - Index
 - List of figures

Server Software Installation (Tab 44)

1. Introduction (Tab 45)
2. Installation Procedures
3. Installing additional services
 - Glossary (Tab 46)
 - Appendixes
 - Index

VOLUME 8

8000 Server

External Communication Service

- Service description (Tab 47)
- System Administrator duties
- Planning for installation
- Planning for setup
- Planning for maintenance

Setup (Tab 48)

- Prerequisites
- Commands
- Procedures

Maintenance (Tab 49)

- Prerequisites
- Commands
- Procedures

External Communication Service Booklet (Tab 50)

1. Introduction
2. Commands
3. Setting up your External Communication Service (Tab 1)
4. Setting up your asynchronous terminal emulation and dial in
5. Setting up your IBM 3270 BSC terminal emulation
6. Setting up your IBM 3270 SNA terminal emulation
7. Maintaining your External Communication Service
8. Messages
 - Glossary
 - Appendix
 - Index

VOLUME 9

Basic Troubleshooting of Network Services

1. Introduction (Tab 2)
2. Isolating the problem (Tab 3)
3. Server on-line diagnostics (Tab 4)
4. Server recovery (Tab 5)
5. Disk diagnostics (Tab 6)
6. Scavenging the service volume (Tab 7)
7. Maintenance panel codes (Tab 8)
 - Appendix
 - Index

Library Directory (Tab 9)

1. Introduction
2. Command Summary
3. Procedure Summary
4. Glossary

CUMULATIVE INDEX (Tab 10)

Xerox ViewPoint and VP Series Product Descriptions (Tab 11)

ViewPoint System Software

Version 5/88

1. Overview
 2. Xerox ViewPoint
- VP Series
- Access to Resources
3. VP NetCom
 4. VP Remote Com
 5. VP Standalone
 6. VP Local Printing
- Applications
7. VP Document Editor
 8. Free-Hand Drawing
 9. Data-Driven Graphics
 10. Equations
 11. Spelling Checker
 12. List Manager
 13. Spreadsheets
 14. Long Documents Options
 15. Office Accessories
 16. Integrated Financial Management
 17. CUSP Buttons
 18. File Conversion
 19. Data Capture
 20. PC Emulation
 21. Asynchronous Terminal Emulation TTY, DEC VT100, VT640 and Tektronix 4014
 22. Terminal Emulation of IBM 3270
 23. IBM 3270 File Transfer
 24. Languages
 25. Fonts
 26. Xerox Pro Illustrator
- A. Glossary
- List of figures and tables

VOLUME 10
XEROX PRO ILLUSTRATOR REFERENCE

Xerox Pro Illustrator Reference

Version 2.0

April 1988

Publication 610E12400

Introduction

1. The graphic artist's approach to Xerox Pro Illustrator
2. Preliminaries
3. Notes to Xerox graphic products users
4. Frames
5. Softkeys
6. Creating objects
7. Working with objects

- 8. Changing object properties
- 9. Text
- 10. Chains
- 11. Transformations
- 12. View Windows
- 13. Layout tools
- 14. Measuring tools
- Using Pro Illustrator with your system
- 15. Printing and filing
- 16. VP Graphics to Xerox Pro Illustrator Conversion
 - A. Quick Art
 - B. Tips and strategies for using Pro Illustrator
 - C. Glossary
 - D. Recovering from problems

VOLUME 11

VP CUSP Buttons Reference

Version 2.0

Introduction

- 1. Overview of VP CUSP Buttons
- 2. Creating CUSP buttons and executing CUSP programs
- 3. Programming CUSP buttons
- 4. Icon-related statements
- 5. System statements
- 6. RESERVE and RESTORE statements
- 7. Block statements
- 8. Button management statements
- 9. Loop statements
- 10. Conditional statements
- 11. Menu statements (PERFORM... MENU)
- 12. ADD ROW and DELETE ROW statements
- 13. CUSP interaction with VP applications

Appendices

- A – Reserved words
- B – CUSP syntax quick reference guide
- C – CUSP Grammar and CUSP syntax diagrams
- D – Error messages
- E – Usage guide

Index

- List of Figures
- List of Tables

VOLUME 12

PASSWORD Customer Technical Bulletin & Miscellaneous

Vol. 1, Issue 1 (Tab 12)

Vol. 2, Issue 1 (Tab 13)
Vol. 2, Issue 2 (Tab 14)
Vol. 2, Issue 3 (Tab 15)
Vol. 2, Issue 4 (partial)
Vol. 2, Issue 5 (partial)
Vol. 3, Issue 3 (Tab 16 - partial)
Xerox 6085 Work Station Shut Down & Transport Procedures (Tab 17)
Repair Data (Tab 18)
Printer Schematics (Tab 19)
Xerox SCSC Troubleshooting Guide (Tab 20)

**XEROX 6085 PROFESSIONAL COMPUTER SYSTEM:
DOCUMENTATION #2
XEROX VIEWPOINT VERSION 2.0 USER REFERENCE**

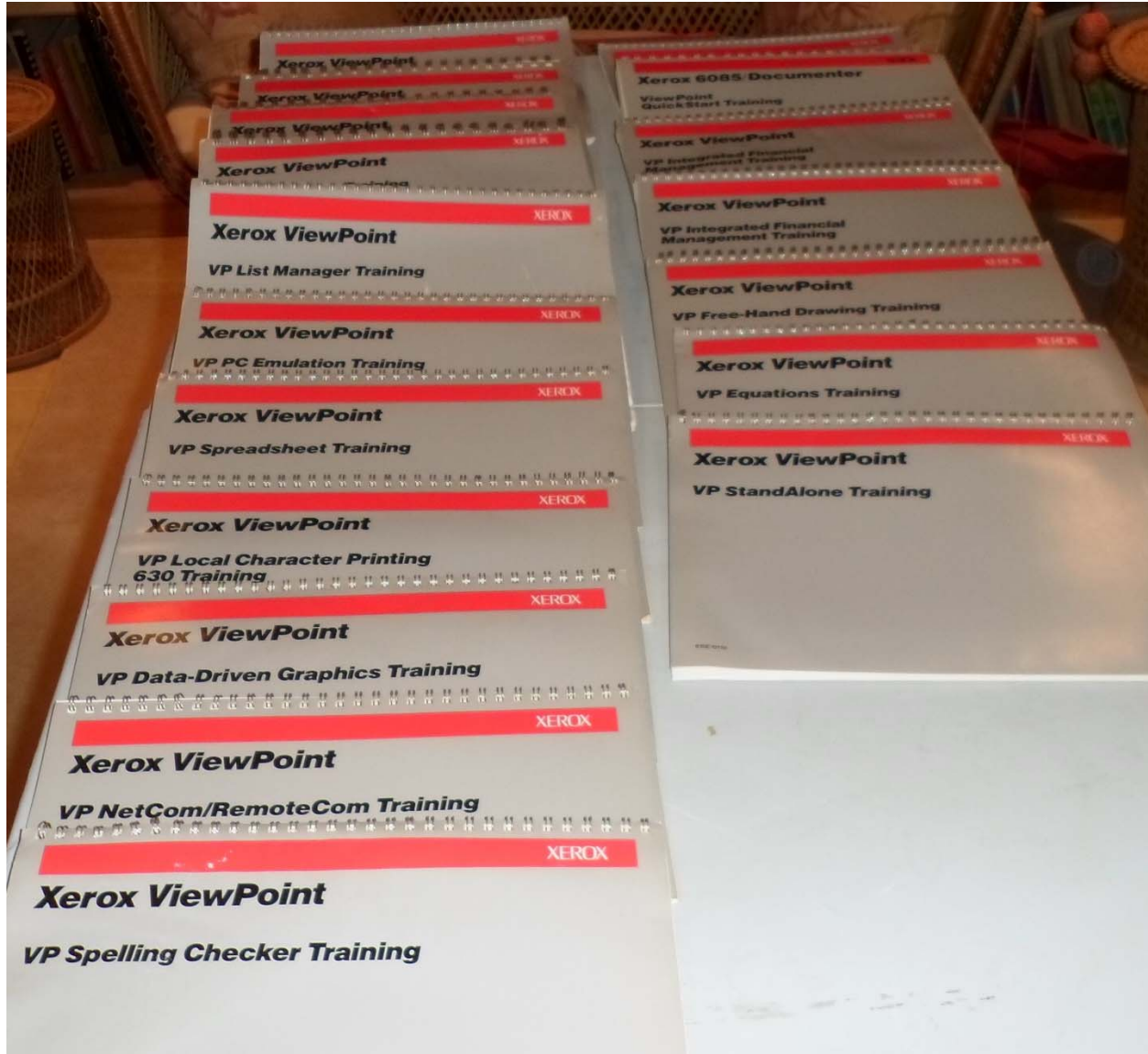


(Original binding 3 ring 9" x 6 3/4")

Integrated Financial Management Reference
VP PC Emulation and MS-DOS User Guide
MS-DOS Reference
Workstation Peripherals for 6085/8010
GW-BASIC Reference
Xerox Software Solutions: Conversion Software User's Guide

Vol. 1 – General User Reference
Vol. 2 – Workstation Administration and Systems Resources Reference
Vol. 3 – Document Editor Reference
Vol. 4 – Document Editor Reference
Vol. 5 – Document Editor Options Reference
Vol. 6 – Graphics Reference
Vol. 7 – Spreadsheet and Office Accessories Reference
Vol. 8 – Information Management Reference
Vol. 9 – Host Interfaces Reference
Vol. 10 – File Conversion Reference
Vol. 11 -QuickFind Reference

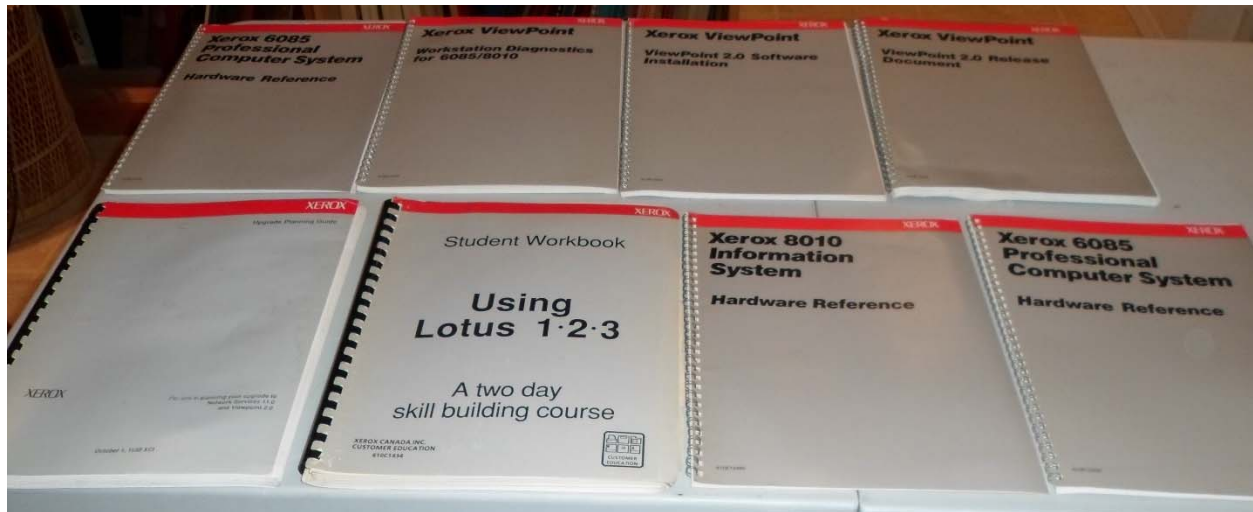
**XEROX 6085 PROFESSIONAL COMPUTER SYSTEM:
DOCUMENTATION #3
XEROX VIEWPOINT TRAINING & OTHER MANUALS**



Coil Bound Large 11" x 8 1/2"

Xerox 6085 QuickStart Training
Xerox 6085 Documenter: ViewPoint QuickStart Training
Host Interface Training
VP Data-Driven Graphics Training
VP Document Editor Training
VP Equations Training
VP Free-Hand Drawing Training
VP Integrated Financial Management Training (2 copies)

VP List Manager Training
 VP Local Character Printing 630 Training
 VP Long Document Training
 VP NetCom/RemoteCom Training
 VP Office Accessories Training
 VP Spelling Checker Training
 VP Spreadsheet Training
 VP Standalone Training



Other Bindings

VP 3.0 Upgrade Summary
 Xerox Global View VP 3.1 Upgrade Summary
 VP CUSP Buttons Reference
 Upgrade Planning Guide Network Services 11.0 and Viewpoint 2.0
 Xerox Student Workbook Using Lotus 1.2.3
 Xerox 8010 Information System Hardware Reference
 Xerox 6085 Professional Computer System Hardware Reference

Other Manuals (no photo)

ViewPoint 2.0 Release Document
 ViewPoint 2.0 Software Installation
 Workstation Diagnostics for 6085/8010
 Xerox Viewpoint Pamphlet
 Xerox Pro Illustrator Quick Reference Pamphlet